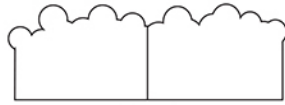




**A x 2**  
(44022)



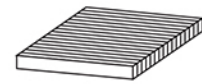
**B x 1**  
(44031)



**C x 2**  
(44040)



**D x 1**  
(25595)



**E x 1**  
(25601)



**F x 6**  
(23047)

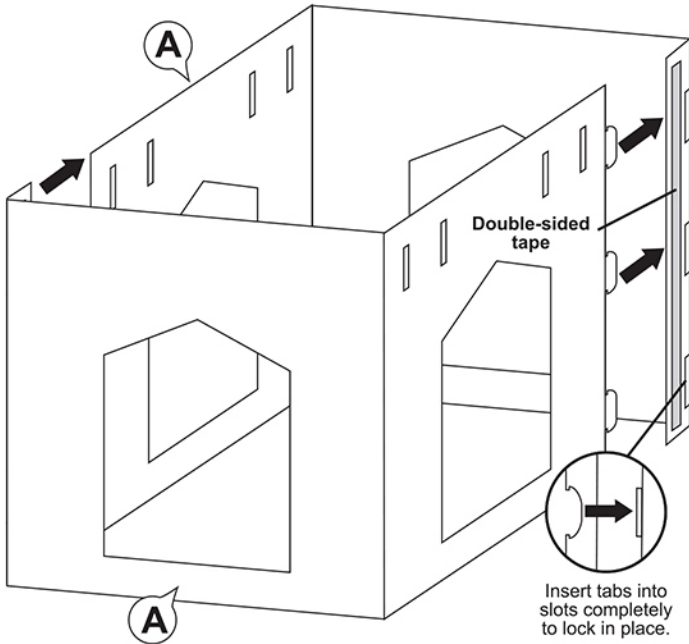
**DO NOT RETURN THIS UNIT TO THE STORE** Please make sure you have all parts prior to assembly.

All SportPet® products include a 6-month limited manufacturer's warranty for defective or missing parts.

If any parts are missing or damaged, **Please email our friendly customer service center at [info@sportpet.com](mailto:info@sportpet.com)**

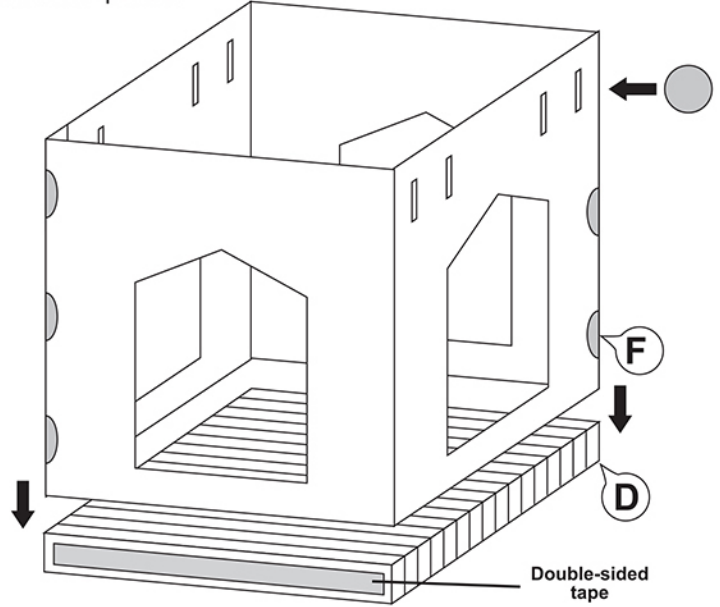
## Step 1

Remove protective film from double-sided tape of **Main Panels (A)**. Connect **Main Panels (A)** together by folding sides and inserting tabs into slots as shown.



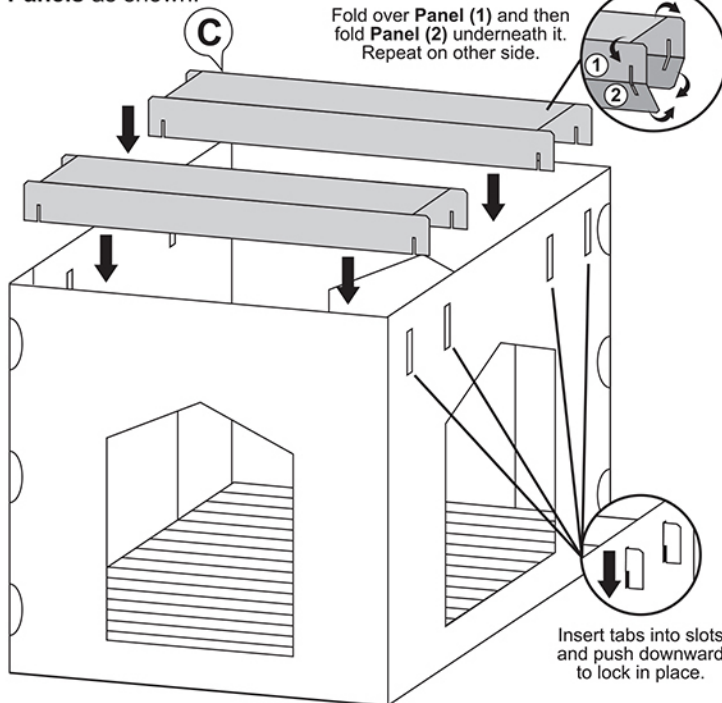
## Step 2

Reinforce connections by placing **Clear Stickers (F)** over the tabs and slots. Remove protective film from double-sided tape of **Corrugate Board with Tape (D)**. Slide **Completed Panels** over the sides of the board as shown. Press to attach the board to the front and back panels.



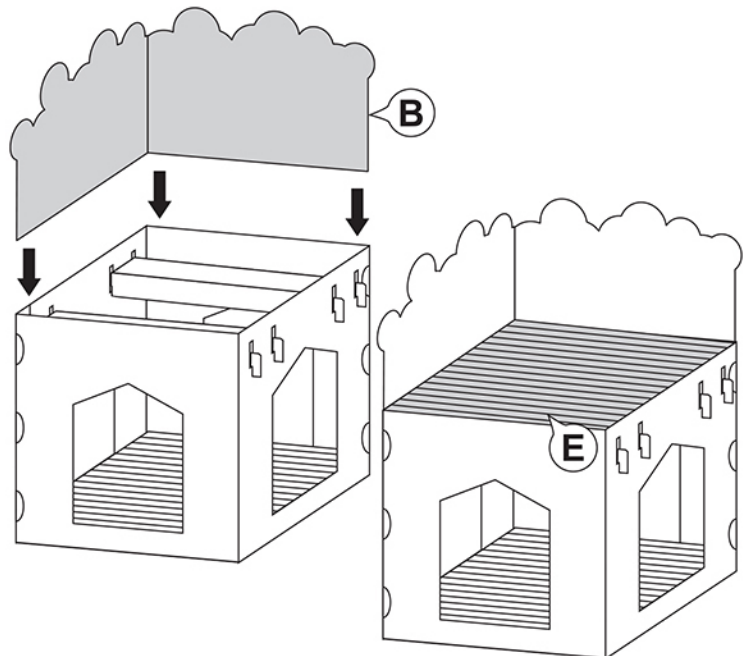
## Step 3

Fold **Platforms (C)** and insert into slots on top of **Completed Panels** as shown.



## Last Step

Fold sides of **Top Panel (B)**, and insert it into the completed bottom piece as shown. Finally add **Corrugate Board (E)**. This corrugate board is held in place by the platforms below it.



Because every cat is different, it is important to monitor your cat's behavior with this product. If at any time your cat damages this item, or any portion of this item becomes damaged, remove the damaged portion or discontinue use of the product.