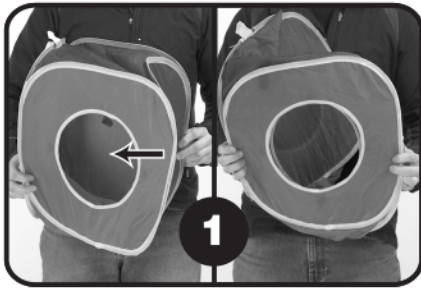



Outdoor Play Tunnel Instructions

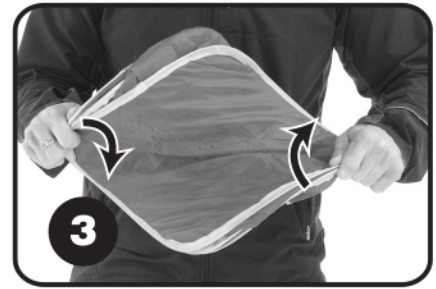
CM10174 and CM10175 | 3/2/21 V1



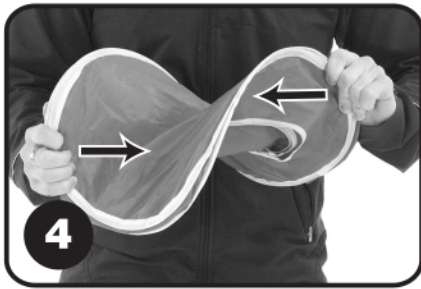
Collapse item into flat position.



Place hands as pictured on each end of the depressed item.



Grasping each end of the item, rotate and push inward.



Item will form three sections. Position one on top of the other, forming a circle.



Hold compressed sections tightly together.



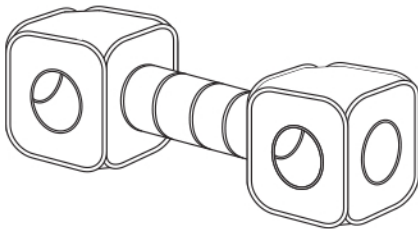
Place elastic band around compressed circle. Cube/House is now ready to store!

* Tunnel does not fold down

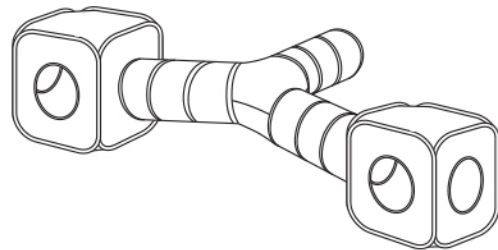
Collect Them All!

Combine more than one unit using zippers to create unique, exciting structures.

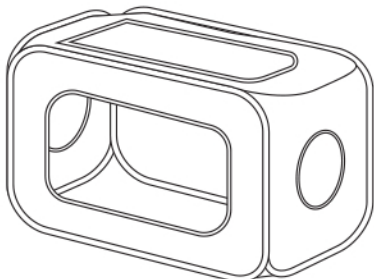
Outdoor Two-Way Play Tunnel



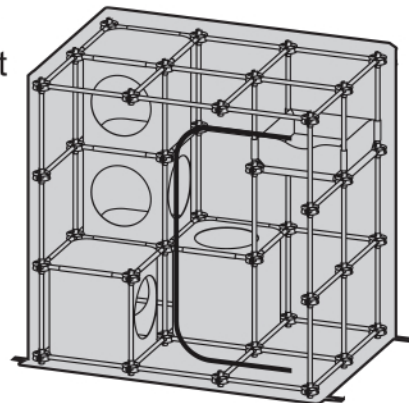
Outdoor Three-Way Play Tunnel



Outdoor Play Kennel



Outdoor Mega Kit



DO NOT RETURN THIS UNIT TO THE STORE Please make sure you have all parts prior to assembly.

All SportPet® products include a 6-month limited manufacturer's warranty for defective or missing parts.

If any parts are missing or damaged, please email our friendly customer service center at info@sportpet.com



Because every cat is different, it is important to monitor your cat's behavior with this product. If at any time your cat damages this item, or any portion of this item becomes damaged, remove the damaged portion or discontinue use of the product.