


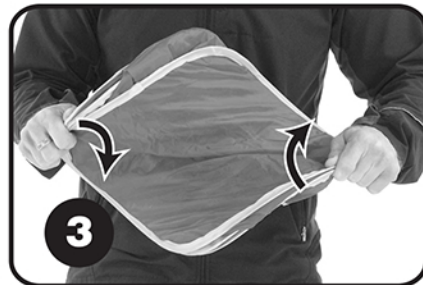
Kitty Play Cube Folding Instructions:



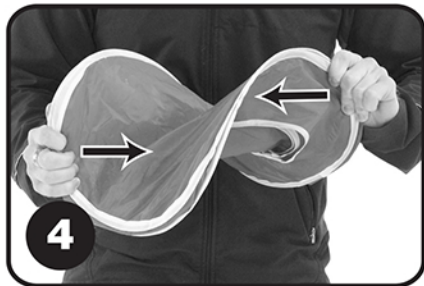
Depress Kitty Cube into flat position.



Place hands as pictured on each end of depressed Kitty Cube.



Grasping ends of Kitty Cube, rotate and push inward.



Kitty Cube will form three sections. Position one on top of the other, forming a circle.



Hold compressed sections tightly together.



Place elastic band around compressed circle. Kitty Cube is now ready to store!

DO NOT RETURN THIS UNIT TO THE STORE Please make sure you have all parts prior to assembly.

All SportPet® products include a 6-month limited manufacturer's warranty for defective or missing parts. If any parts are missing or damaged, **Please email our friendly customer service center at info@sportpet.net**



Because every cat is different, it is important to monitor your cat's behavior with this product. If at anytime your cat damages this item, or any portion of this item becomes damaged, remove the damaged portion or discontinue use of the product.